

GROUP Q20. WIRING LOW TENSION AND FITTINGS. (Contd.)

LOOM, R.H. valance plate, assembly (R.C). as above except:	RD.5142	1	V
Cable, 12-way junction box to R.H. front junction box fog. (Additional).	RD.4554	1	
Cable, footswitch to R.H. front junction box dip. (Additional.)	RD.4556	1	
The following piece Nos. have been deleted:			
Cable distribution board to R.H. front junction box pass RD.6040.			
LOOM, R.H. valance plate, assembly (R.C), as above, except:	RD.6091	1	T
Cable, dynamo 'D' to regulator 'D'. (Replaces RD.4113).	RD.6078	1	
Cable, dynamo 'F' to regulator 'F'. (Replaces RD.4115).	RD.6079	1	
Cable, 12-way junction box to oil sump unit. (Replaces RD.3818).	RD.6087	1	
Cover, terminal, dynamo 'F'. (Additional).	RD.3106	1	
Eye, cable, dynamo 'F'.	RD.6081	1	
Sleeving, 18 mm. R.H. valance plate. (Replaces RD.6049).	RD.6083	1	
Sleeving, 5 mm. oil sump unit. (Additional).	RD.6084	1	
Sleeving, 5 mm. relay to steering column. (Additional).	RD.6085	1	
Sleeving, 11 mm. dynamo oil sump unit. (Additional).	RD.6086	1	
Sleeve, rubber.	RD.7589	5	
The following pieces have been deleted:			
Cable, eye, (Lucas) RD.3345.			
Cable, eye, (Dowler) RD.3535.			
Sleeving, 14 mm. horn relay to steering column. RD.4002.			
Sleeving, 11 mm. horn relay to dynamo. RD.4108.			
LOOM, R.H. valance plate, assembly (R.C) as above except:	RD.5170	1	T
Cable, coachbuilders' junction box to R.H. front junction box head. (Additional).	RD.4859	1	
Eye, cable, (Lucas). (Additional).	RD.3345	1	
LOOM, R.H. valance plate, assembly (R.C), as above, except:	RD.5463	1	N
Cable, 12-way junction to R.H. front junction box fog. (Replaces RD.4554).	RD.5042	1	
Cable, footswitch to R.H. front junction box head. (Replaces RD.6041).	RD.5234	1	
Cable, footswitch to R.H. front junction box dip. (Replaces RD.4556).	RD.5235	1	
Eye, cable. (Dowler).	RD.3690	7	
Sleeve, rubber.	RD.7589	7	

GROUP Q20. (Continued Overleaf)

GROUP Q20. WIRING LOW TENSION AND FITTINGS. (Contd.)

LOOM, assembly, dashboard (R.C), consisting of:	RD. 5461	1	GG/HH
Cable, distribution board, '11' to ignition coil.	RD. 5025	1	
Cable, 12-way junction box to wiper motor.	RD. 5026	1	
Cable, 12-way junction box to demister blower.	RD. 5159	1	
Cable, earth demister blower.	RD. 5162	1	
Cable, 12-way junction box to footswitch.	RD. 5233	1	
Cable, distribution board (-) to starter relay.	RD. 5456	1	
Cable, 12-way junction box to starter relay 'H'.	RD. 5457	1	
Eye, cable 3 BA. (Lucas).	RD. 3344	1	
Eye, cable starter solenoid switch.	RD. 3103	1	
Eye, cable, 2 BA. (Dowler).	RD. 3533	1	
Eye, cable, 3 BA. (Dowler).	RD. 3690	2	
Eye, cable, .312" dia. (Lucas).	RD. 3345	1	
Sleeve, rubber.	RD. 7589	6	
Sleeving, 18 mm. dashboard.	RD. 5021	1	
Sleeving, 7 mm. demister blower.	RD. 5022	1	
Sleeving, 5 mm. ignition coil.	RD. 5023	1	
Sleeving, 5 mm. wiper motor.	RD. 5024	1	
Sleeving, 11 mm. footswitch.	RD. 5232	1	
Sleeving, 5 mm. horizontal sleeve to dash.	RD. 5245	1	
LOOM, assembly, dashboard, (R.C) as above except:	RD. 6428	1	OO
Cable, distributor board (-) to starter relay. (Replaces RD. 5456).	RD. 5520	1	
Cable, 12-way junction box to starter relay 'H'. (Replaces RD. 5457).	RD. 5522	1	
Eye, cable, starter solenoid switch. (Additional).	RD. 5801	1	
Eye, cable, starter solenoid switch 'H'.	RD. 6081	1	
The following piece has been omitted:- Eye cable starter solenoid switch RD. 3103.			
LOOM, assembly, dashboard, (R.C), as above except:	RD. 6764	1	PP
Cable, 12-way junction box to demister blower. (Replaces RD. 5159).	RD. 5954	1	
Cable, earth, demister blower. (Replaces RD. 5162).	RD. 5953	1	
Sleeving, 7 mm. dash, trunk to demister. (Replaces RD. 5022).	RD. 5952	1	
Sleeving, 5 mm. demister blower. (Replaces RD. 5245).	RD. 5951	1	
LOOM, assembly, dashboard (L.C), consisting of:	RD. 5020	1	QQ
Cable, distribution board '11' to ignition coil.	RD. 5025	1	
Cable, 12-way junction box to wiper motor.	RD. 5026	1	
Cable, 12-way junction box to footswitch supply.	RD. 5027	1	
Cable, 12-way junction box to demister blower.	RD. 5159	1	
Cable, earth demister blower.	RD. 5162	1	
Eye, cable, 3 BA. (Dowler).	RD. 3690	1	
Eye, cable, 2 BA. (Dowler).	RD. 3533	1	
Eye, cable, .312" dia. (Lucas).	RD. 3345	1	
Sleeve, rubber.	RD. 7589	4	

GROUP Q20. (Continued Overleaf).

GROUP Q20. WIRING LOW TENSION AND FITTINGS. (Contd.)

LOOM, assembly, dashboard (L.C). (Contd.)

Sleeving, 5 mm. demister blower.	RD. 5245	1	
Sleeving, 18 mm. dashboard.	RD. 5021	1	
Sleeving, 7 mm. demister blower.	RD. 5022	1	
Sleeving, 5 mm. ignition coil.	RD. 5023	1	
Sleeving, 5 mm. wiper motor.	RD. 5024	1	

LOOM, assembly, dashboard (L.C) as above, except: RD. 6451 1 RR

Cable, distribution board to charging plug connector.	RD. 5748	1	
Cable, regulator 'E' to connector.	RD. 5752	1	
Connector, male, cables charging plug.	RD. 5745	2	
Eye, cable 3 BA. (Lucas).	RD. 3344	1	
Sleeve, rubber cable eyes.	RD. 7589	5	
Sleeving, 11 mm. charging plug connector.	RD. 5759	1	

LOOM, assembly, dashboard (L.C) as above, except: RD. 6765 1 SS

Cable, earth demister blower. (Replaces RD. 5162).	RD. 5953	1	
Cable, 12-way junction box to demister blower. (Replaces RD. 5159).	RD. 5954	1	
Sleeving, 5 mm. demister blower. (Replaces RD. 5245).	RD. 5951	1	
Sleeving, 7 mm. dash trunk to demister. (Additional).	RD. 5952	1	

The following piece has been omitted:-
Sleeving, 7 mm. demister blower RD. 5022.

LOOM, assembly, charging plug to dashboard (L.C) consisting of: RD. 5016 1 QQ

Cable, earth charging plug to regulator 'E'.	RD. 5018	1	
Cable, charging plug to distribution board.	RD. 5019	1	
Eye, cable 3 BA. (Lucas).	RD. 3344	3	
Sleeve, rubber cable eye.	RD. 7589	3	
Sleeving, charging plug to dash.	RD. 5017	1	

LOOM, assembly, charging plug consisting of: RD. 5755/6A 1 U(R.C)
RR/SS(L.C)

Cable, regulator 'E' connector to charging plug.	RD. 5755	1	
Cable, distribution board connector to charging plug.	RD. 5756	1	
Connector female cables, charging plug.	RD. 5746	2	
Eye, cable, 3 BA. (Lucas).	RD. 3344	2	
Sleeve, rubber cable eye.	RD. 7589	2	
Sleeve, rubber connectors.	RD. 3305	2	
Sleeving, 11 mm. connector to charging plug.	RD. 5757	1	

GROUP Q20. (Continued overleaf)

GROUP Q20. WIRING LOW TENSION AND FITTINGS. (Contd.)

LOOM, assembly, cruciform (L.C).	RD.5044	1	
Cable, reverse lamp switch to stop lamp switch.	RD.5048	1	
Cable, reverse lamp switch to body 4-way junction box. (Blue).	RD.5049	1	
Cable, stop lamp switch to body 4-way junction box. (White).	RD.5050	1	
Cable, stop lamp switch to body 4-way junction box.	RD.5051	1	
Cable, body 4-way to body 6-way junction boxes.	RD.5167	1	
Cable, body 6-way to car heater 4-way junction boxes.	RD.5182	1	
Cable earth, 4-way junction box (car heater).	RD.5183	1	
Sleeve, rubber.	RD.7589	6	
Sleeving, 11 mm. reverse lamp switch.	RD.5046	1	
Sleeving, 11 mm. stop lamp switch.	RD.5047	1	
Sleeving, 7 mm. 4-way junction box, car heater.	RD.5181	1	
NUT, 2 BA, clip heater sleeving.	K. 4006/Z	1	J
NUT, 3 BA, earth terminal valance plates.	K. 4304/Z	2	
NUT, 3 BA, earth terminal valance plates.	K. 4005/Z	2	
NUT, 2 BA, clip wiring harness (R.C).	K. 4006/Z	25	O
NUT, 2 BA, clip wiring harness (R.C).	K. 4006/Z	17	P
NUT, 2 BA, clip wiring harness (R.C).	K. 4006/Z	18	Q
NUT, 2 BA, clip wiring harness (R.C).	K. 4006/Z	19	N
NUT, 2 BA, clip wiring harness (L.C).	K. 4006/Z	27	
SCREW, cheese-head 3 BA, earth terminal valance plate.	K. 1813/Z	2	
SCREW, 2 BA, clips, R.H. valance plate, horn sleeving (R.C).	K. 1910/Z	2	
SCREW, 2 BA, clips, R.H. valance plate, 18 mm. sleeving (R.C).	K. 1904/Z	3	
SCREW, 2 BA, clips, L.H. valance plate, 14 mm. sleeving (R.C).	K. 1904/Z	3	
SCREW, cheese-head, 2 BA, clips L.H. valance plate (L.C).	K. 1904/Z	5	
SCREW, cheese-head, 2 BA, clips R.H. valance plate (L.C).	K. 1904/Z	3	
SLEEVE, rubber, cable oil sump unit.	RD.7589	2	S
SLEEVE, rubber ignition cable.	RD.3305	3	
SLEEVE, rubber, cable oil sump unit.	RD.7589	2	U/V
WASHER, FS. 3 BA, earth terminal valance plate.	K. 9005/Z	4	
WASHER, FS. 2 BA, clips sleeving R.H. valance plate (R.C).	K. 9006/Z	5	
WASHER, FS. 2 BA, clips sleeving R.H. valance plate (L.C).	K. 9006/Z	3	
WASHER, FS. 2 BA, clip heater sleeving.	K. 9006/Z	2	J
WASHER, FS. 2 BA, clip sleeving L.H. valance plate (R.C).	K. 9006/Z	3	
WASHER, FS. 2 BA, clip sleeving L.H. valance plate (L.C).	K. 9006/Z	5	
WASHER, FS. 2 BA, clip sleeving battery to switch.	K. 9006/Z	5	
WASHER, FS. 2 BA, clip rear loom.	K. 9006/Z	12	
WASHER, FS. 2 BA, clip cruciform loom (L.C).	K. 9006/Z	8	
WASHER, plain 3 BA, earth terminal, valance plate.	K. 4446/Z	6	

GROUP Q21. WIRING FOR STANDARD BODY.

Comprising:

CABLE, boot lamp switch to rear junction box, (White).	RD.4256	1	VV
CABLE, boot lamp switch to rear junction box, (Green).	RD.4712	1	WW
CABLE, centre lamp to R.H. front junction box.	RD.4750	1	
CABLE, cigar lighter rear to earth.	RD.3982	1	
CABLE, companion to earth.	RD.3985	2	
CABLE, companion switch to light.	RD.3984	2	
CABLE, door switch, front to rear (Purple).	RD.4755	2	YY
CABLE, door switch, front to rear (Light Blue).	RD.4756	2	YY
CABLE, earth, R.H. stop tail to rear junction box.	RD.4830	1	
CABLE, earth, L.H. stop tail to rear junction box.	RD.4833	1	
CABLE, earth, rear junction box.	RD.4652	1	
CABLE, earth, rear junction box to number plate box (R.C).	RD.4799	1	
CABLE, earth, number plate to L.H. reverse lamp (L.C).	RD.4720	1	
CABLE, earth, reverse lamp L.H. to R.H. (L.C).	RD.4721	1	
CABLE, R.H. reverse lamp to rear junction box (L.C).	RD.4722	1	
CABLE, headlamps to front junction box.	RD.6052	2	R
CABLE, headlamps to front junction box.	RD.4996	2	V/W/X
CABLE, heater junction box to earth (R.C).	RD.5183	1	J
CABLE, junction box rear to R.H. reverse lamp (L.C).	RD.4719	1	
CABLE, junction box, rear to R.H. reverse lamp (R.C).	RD.4738	1	
CABLE, junction box to number box R.H. (illumination) (R.C).	RD.4800	1	
CABLE, junction box to number box L.H. (illumination) (R.C).	RD.4736	1	
CABLE, junction box to L.H. reverse lamp (R.C).	RD.4737	1	
CABLE, number plate lamp to rear junction box (L.C).	RD.4341	1	
CABLE, L.H. reverse lamp to rear junction box (L.C).	RD.4718	1	
CABLE, roof light to earth.	RD.4740	1	
CABLE, tail light R.H. to rear junction box.	RD.4828	1	
CABLE, tail light L.H. to rear junction box.	RD.4831	1	
CABLE, trafficator to earth.	RD.3988	2	
CABLE, sidelamp to front junction box.	RD.6051	2	
CABLE, stop light R.H. to rear junction box.	RD.4829	1	
CABLE, stop light L.H. to rear junction box.	RD.4832	1	
CLIP, spring (11 mm. sleeve).	RD.3434	-	
CLIP, spring (.750" sleeve).	RD.7550	-	
CLIP, spring (5 mm. sleeve).	RD.4257	-	
CLIP, screwed, .250" dia.	RD.6082	-	
CLIP, screwed, .500" dia.	RD.3041	-	
CLIP, screwed, .750" dia.	RD.7551	-	
CLIP, screwed, .375" dia.	RD.6169	-	
GROMMET, rubber, .500" internal dia.	RD.3436	-	
GROMMET, rubber, .625" internal dia.	RD.5356	-	
LOOM, assembly, body junction box to R.H. companion (R.C). consisting of:	RD.3992	1	VV
Cable, body junction box to R.H. roof light switch.	RD.3977	1	
Cable, body junction box to rear cigar lighter.	RD.3981	1	

GROUP Q21. (Continued Overleaf)

GROUP Q21. WIRING FOR STANDARD BODY. (Contd.)

LOOM, assembly, body junction box to R.H. companion (R.C). (Contd.)

Cable, body junction box to R.H. companion light switch.	RD.3983	1	
Cable, body junction box to R.H. trafficator.	RD.3987	1	

LOOM, assembly, body junction box to L.H. trafficator (R.C). consisting of:	RD.3993	1	VV
---	---------	---	----

Cable, body junction box to L.H. trafficator.	RD.3989	1	
Cable, body junction box to car heater.	RD.3990	1	
Cable, car heater to earth.	RD.3991	1	

LOOM, assembly, body junction box to R.H. companion (R.C) as RD.3992 but Cable RD.3977 deleted.	RD.4686	1	WW/XX
---	---------	---	-------

LOOM, assembly, body junction box to L.H. roof light switch (R.C). as RD.3993 assembly, except:	RD.4687	1	WW/XX
---	---------	---	-------

Cable, body junction box, to L.H. roof light switch (Additional).	RD.4653	1	
---	---------	---	--

LOOM, assembly, junction box to L.H. roof light switch (R.C). Consisting of:	RD.5830	1	J/XX
--	---------	---	------

Cable, body, junction box to L.H. trafficator.	RD.3989	1	
Cable, body, junction box to car heater.	RD.5406	1	
Cable, body, junction box to L.H. roof light switch.	RD.4653	1	

LOOM, assembly, body junction box to R.H. companion (R.C). Consisting of:	RD.5226	1	YY
---	---------	---	----

Cable, body, junction box to R.H. rear door switch. (Additional).	RD.4753	1	
Cable, R.H. rear door switch to roof lamp.	RD.4760	1	

LOOM, assembly, body junction box to L.H. companion (R.C). Consisting of:	RD.5408	1	YY
---	---------	---	----

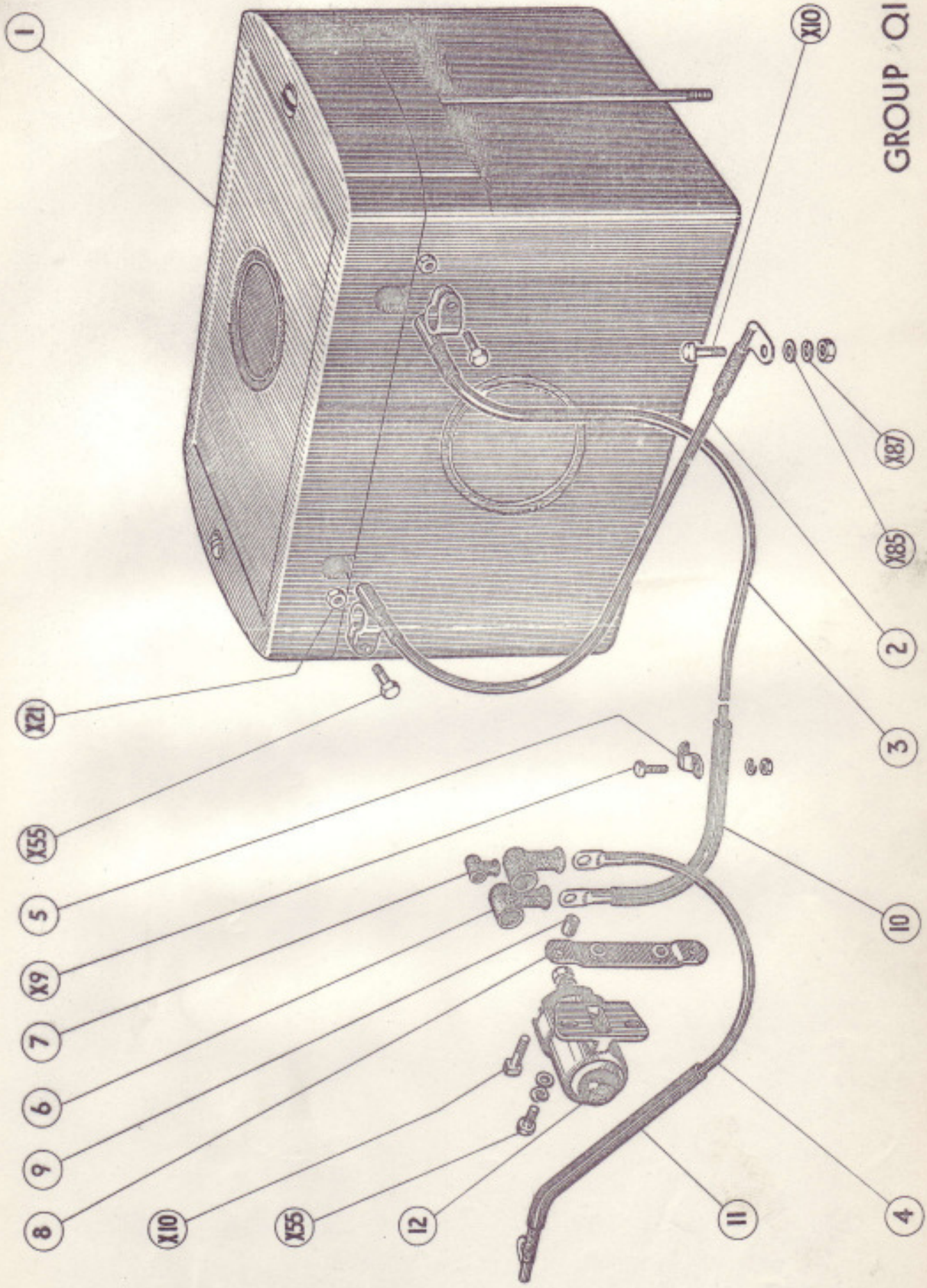
Cable, body junction box to L.H. trafficator.	RD.3989	1	
Cable, body junction box to car heater.	RD.5406	1	
Cable, body junction box to L.H. front door switch.	RD.4754	1	
Cable, L.H. front door switch to L.H. roof light switch. (Purple).	RD.4757	1	
Cable, L.H. front door switch to L.H. roof light switch (Light Blue).	RD.4758	1	
Cable, L.H. rear door switch to roof light.	RD.4759	1	

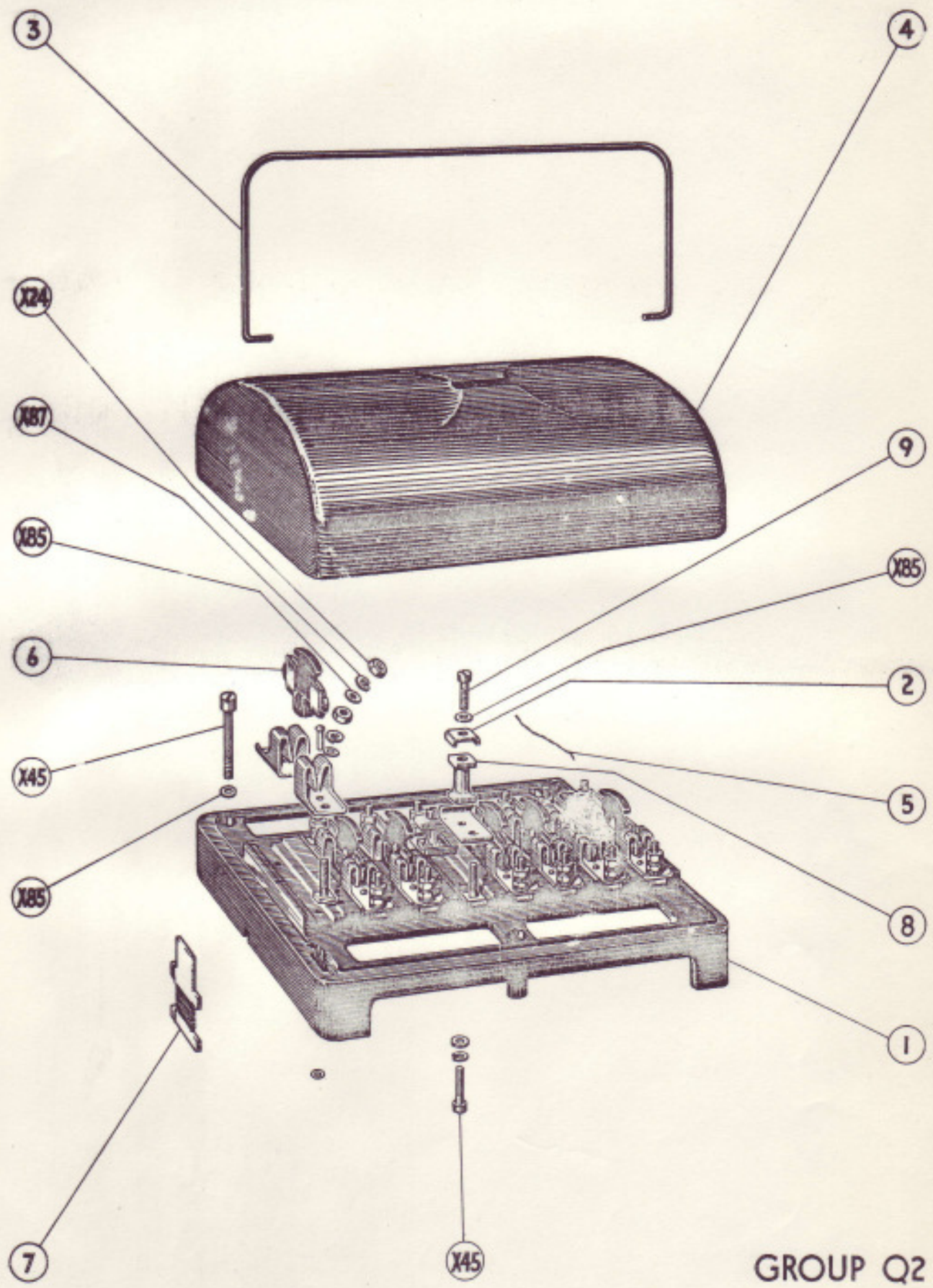
GROUP Q21. (Continued Overleaf)

GROUP Q21. WIRING FOR STANDARD BODY. (Contd.)

LOOM, assembly, body junction box to R.H. companion (L.C) consisting of:	RD.5211	1	
Cable, body junction box to rear door switch.	RD.4753	1	
Cable, front door switch to R.H. roof light switch. (Purple).	RD.4757	1	
Cable, front door switch to R.H. roof light switch. (Light Blue).	RD.4758	1	
Cable, rear door switch to roof light.	RD.4760	1	
Cable, body junction box to R.H. trafficator.	RD.3787	1	
Cable, body junction box to cigar lighter.	RD.3981	1	
Cable, body junction box to R.H. companion switch.	RD.3983	1	
LOOM, assembly, body junction box to L.H. companion (L.C) consisting of:	RD.5112	1	
Cable, body junction box to L.H. trafficator.	RD.3989	1	
Cable, body junction box to rear door switch.	RD.4754	1	
Cable, rear door switch to roof light.	RD.4753	1	
LOOM, assembly, R.H. to L.H. companion with:	RD.5213	1	
Cable, R.H. to L.H. companion light switch.	RD.3986	1	
LOOM, assembly R.H. to L.H. roof light switch (R.C). Consisting of:	RD.3994	1	VV
Cable, R.H. to L.H. roof light switches.	RD.3978	2	
Cable, L.H. roof light switch to roof light.	RD.3979	1	
Cable, R.H. to L.H. companion light switches.	RD.3986	1	
LOOM, assembly, L.H. roof light switch to roof light (R.C), consisting of:	RD.4656	1	WW/XX
Cable, R.H. to L.H. companion light switches.	RD.3986	1	
Cable, L.H. roof light switch to roof light.	RD.4693	1	
NUT, locking, 2 BA.	K. 4307/Z		
SCREW, 2 BA.	K. 1904/Z		
SCREW, cheese-head, fixing junction box, rear.	K. 1807/Z	2	
SCREW, cheese-head, with terminal rear junction box.	K. 1810/Z	1	
SCREW, cheese-head, earth terminals, roof light and companions.	K. 1807/Z	3	
SLEEVING, cable, centre lamp to R.H. front junction box.	RD.4826	1	
SLEEVING, 11 mm. R.H. stop tail lamp to rear junction box.	RD.3523	1	
SLEEVING, 11 mm. L.H. stop tail lamp to rear junction box.	RD.3524	1	
SLEEVING, 11 mm. L.H. companion. (R.C).	RD.3541	1	XX
SLEEVING, heater junction box to earth.	RD.5181	1	
SLEEVING, rear junction box to rear number plate (R.C) (with RD.4588 number plate).	RD.3496	1	
SLEEVING, rear junction box to rear number plate (R.C) (with RD.5677 number plate.)	RD.6267	1	
SLEEVING, R.H. to L.H. number plate (R.C).	RD.4620	1	

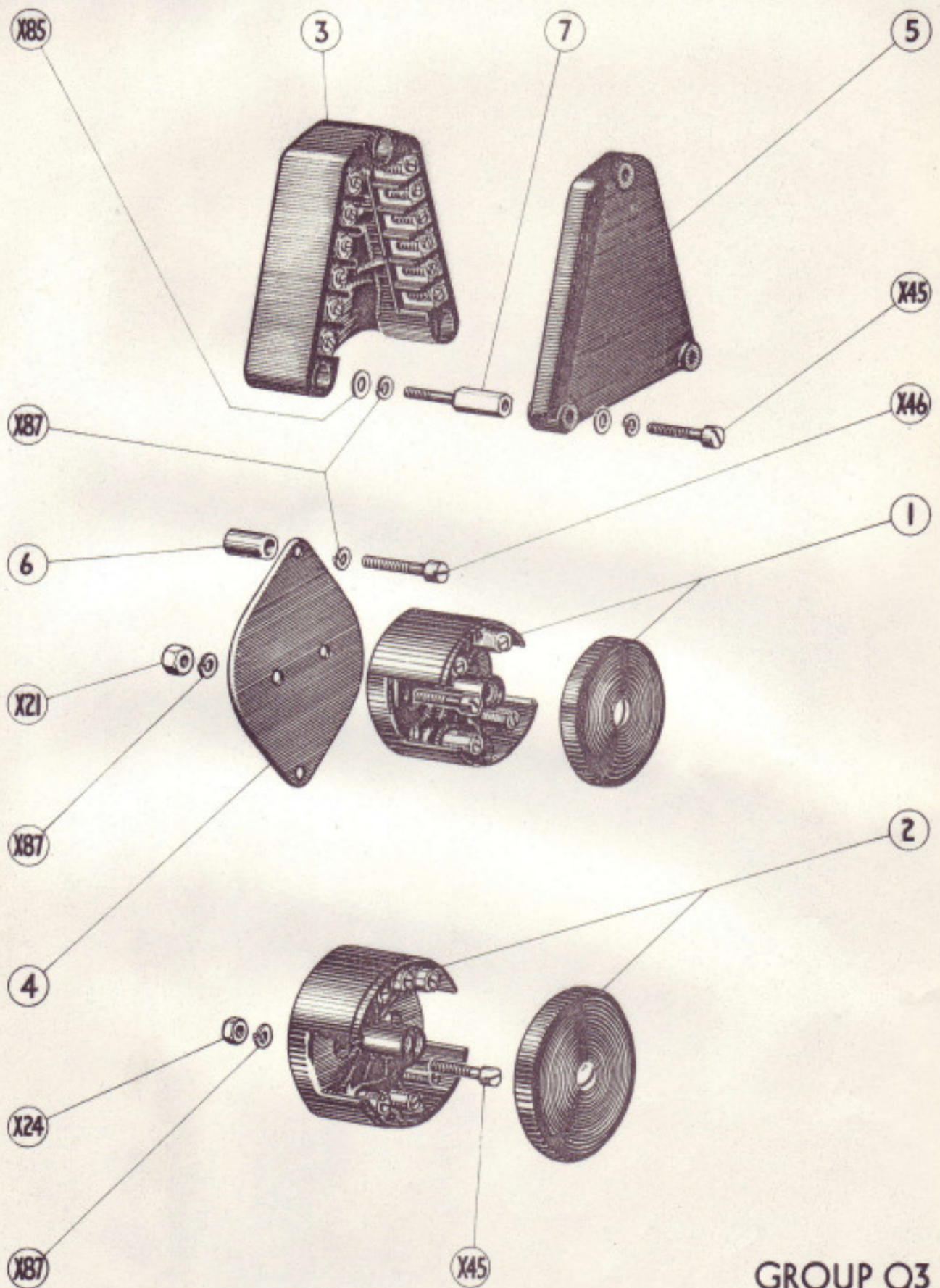
GROUP Q1





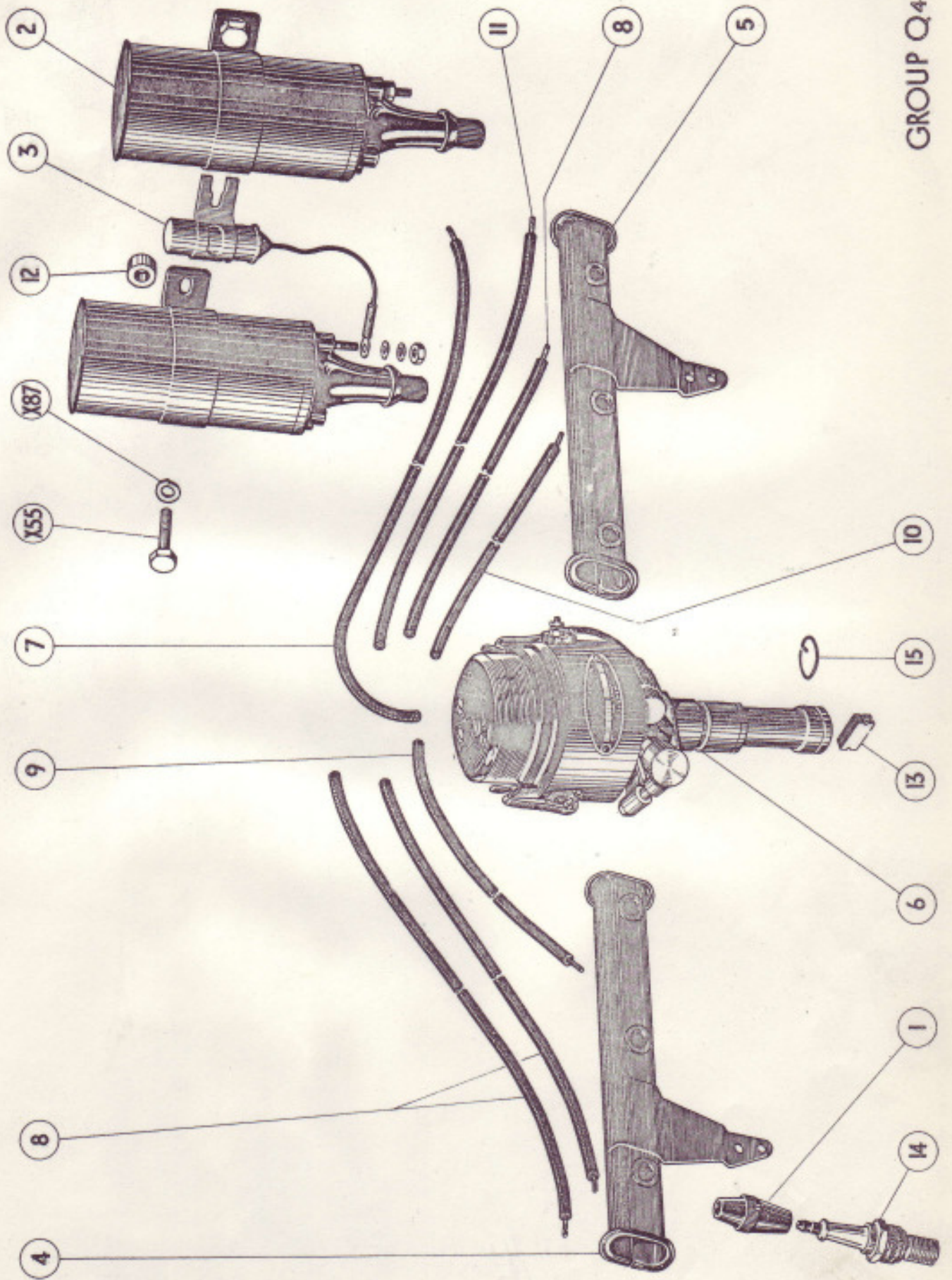
GROUP Q2

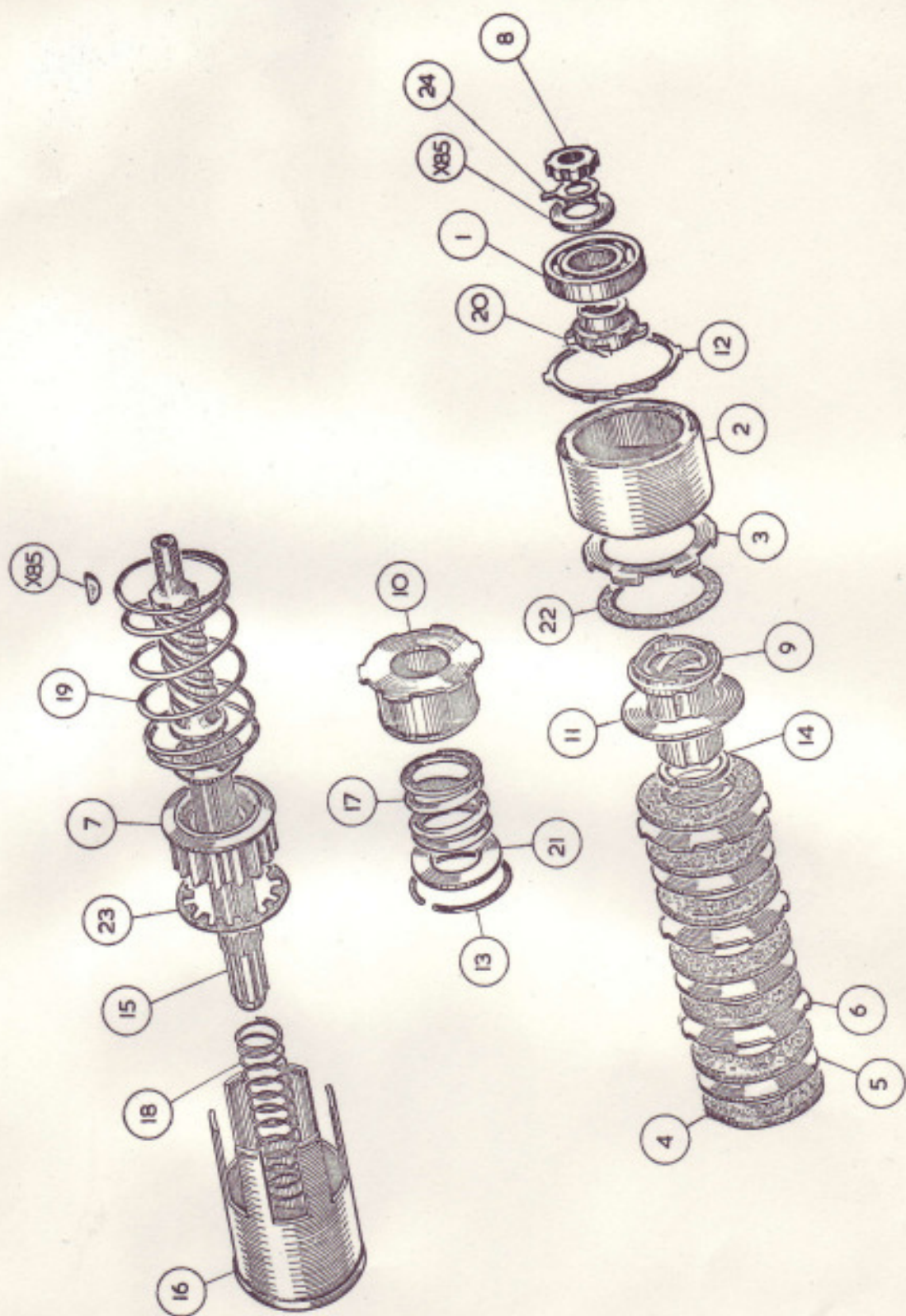


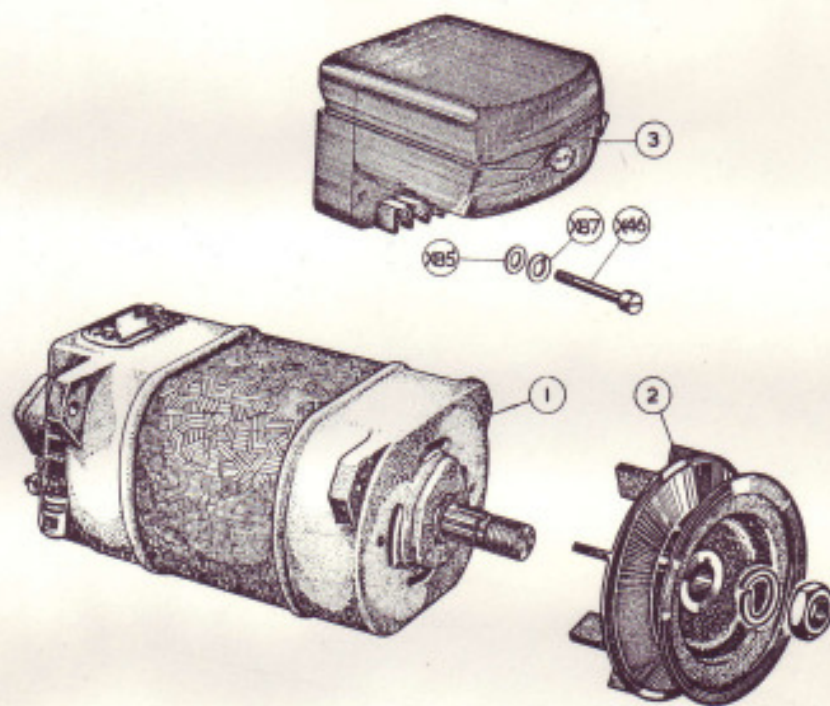


GROUP Q3



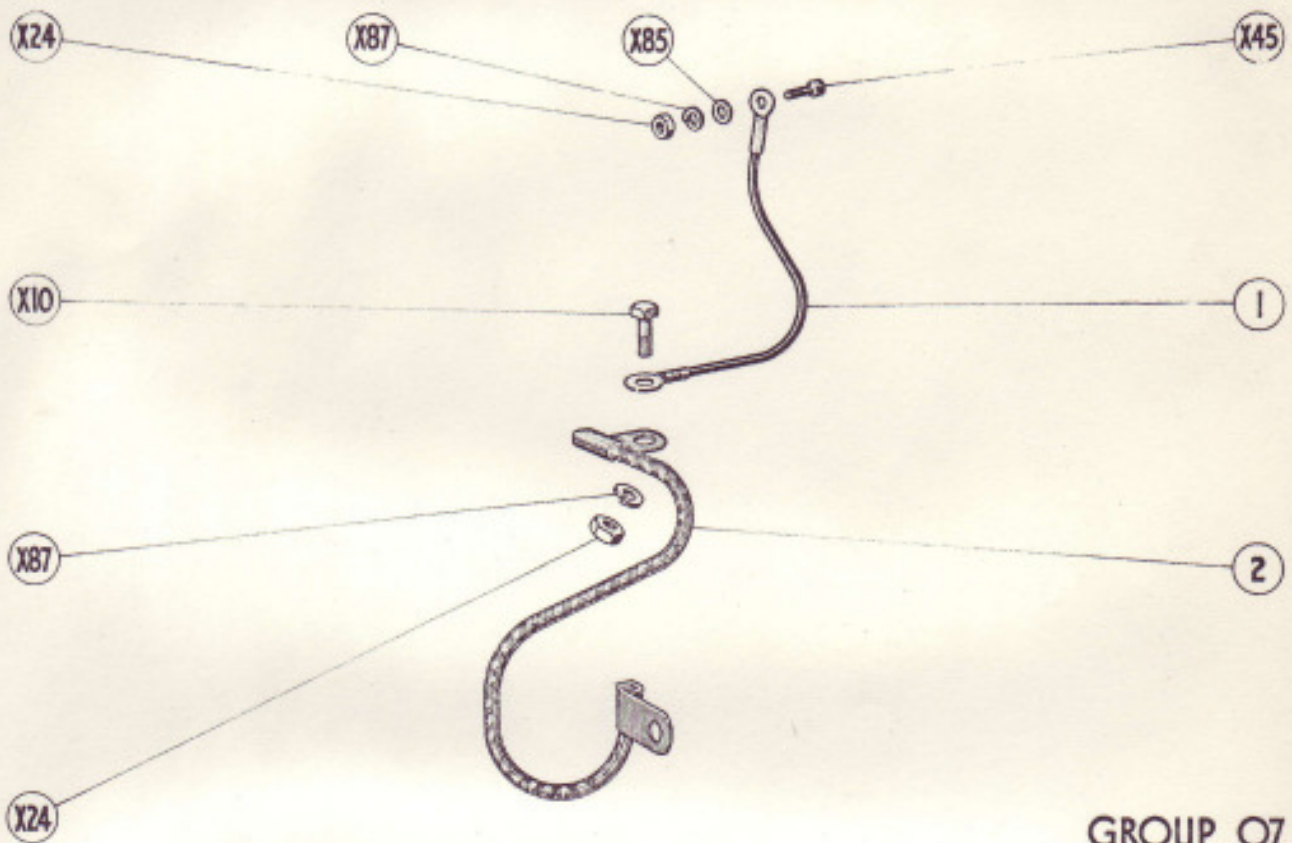




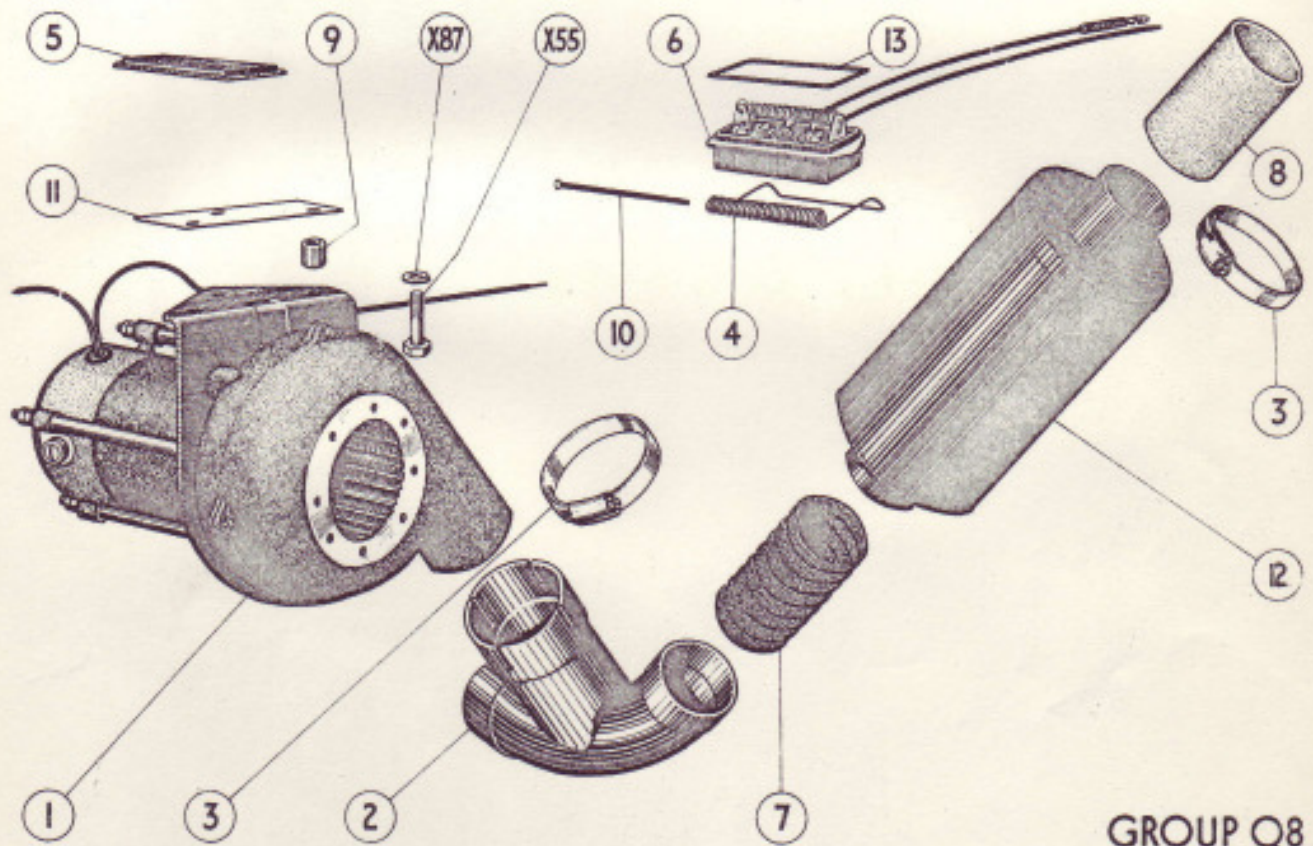


GROUP Q6





GROUP Q7



GROUP Q8



