

BENTLEY MK. VISECTION 0SPRINGS AND SHOCK DAMPERS

Containing:-

- GROUP 1. CLIP, SPRING TO AXLE
 2. CONTROLS AND PIPING (RC)
 2A. CONTROLS AND PIPING (LC)
 3. DAMPER, FRONT
 4. DAMPER, REAR
 5. SPRING, ROAD, REAR

KEY TO CHASSIS NUMBERS

Used on	A, B, C, D, E, F, G, Series	
" " B-HR	2-106	= F
" " B-HR	108 onwards	= G
" prior to		
B-GT	1	= H
" " B-GT	1 onwards	= J
" " A, B, C, D, E, F, G, H, J, K, L Series		
" " B-MD	All chassis	
" " B-MB	1-323, 327-347, 351 to end	
" " B-NZ	2-68, 90-136, 158-208	= K
" " B-MB	325, 349	
" " B-NZ	70-88, 138-156, 210 onwards	= L
" " A, B, C, D, E, F, G, H, J, K, L, M Series		
" " B-NZ	2-34, 38 to end	
" " B-NY	1-475 on coachbuilt cars	
" " B-NY	1-205 on standard steel saloons	= M
" " B-NZ	36	
" " B-NY	477 onwards on coachbuilt cars	
" " B-NY	207 onwards on standard steel cars	= N
" " A, B, C, D, E, Series		
" " B-GT	1-133, 139, 143-163	= O
" " B-GT	135, 137, 141, 165 onwards	= P

GROUP 01. CLIP, SPRING TO AXLE (2 off per Chassis)

Comprising

BOLT, "U" attachment	1	RF 3269	2	
BOLT, .500" dia., link rear damper	2	FB 3050	2	
BRACKET, link to spring	3	FB 3049	1	F
BRACKET, link to spring	3A	RF 8258	1	G
BUSH, Silentbloc	4	RF 7157	3	F
BUSH, Silentbloc	4	RF 7157	2	G
LINK, forked, rear damper	5	RF 3256	1	F
LINK, forked, rear damper	11	RF 6537	1	G
NUT, castellated, .375" dia., damper pin	6	RF 6448	1	F
NUT, castellated, .437" dia., U bolt	X.20	K 4211/Z	4	
NUT, castellated, .500" dia., damper link	X.20	KB 3591/Z	2	F
NUT, locking, .500" dia.	X.24	K 4322/Z	1	G
PAD, rubber, bottom axle attachment	7	FB 3046	1	
PAD, rubber, top axle attachment	8	FB 3045	1	
PIN, split, .093" dia., damper pin	X.31	K 4609/Z	1	
PIN, split, .093" dia., U bolt	X.31	K 4608/Z	4	
PIN, split, .125" dia., rear damper link	X.31	K 4614/Z	2	
PLATE, attachment assembly, R.H. with	9	RF 8537A	1	F
Nut		K 4322/Z	1	
Pin		RF 8256	1	
PLATE, attachment R.H.		RF 8537	1	G
PLATE, attachment L.H. assembly, with		RF 8538A	1	F
Pin		RF 8256	1	
Nut, locking		K 4322/Z	1	
PLATE, attachment L.H.		RF 8538	1	G
PLATE, packing, main block		RF 6172	1	
PLATE, packing, rear spring	10	RF 6173	1	
PLATE, poundage	11	F 56984	1	
SHIELD, rubber pad, bottom	12	FB 4828	1	
SHIELD, rubber pad, top	13	FB 4829	1	
WASHER, damper pin	14	RF 6449	1	F

GROUP 02. CONTROLS AND PIPING (RC)

Comprising

BODY, ball joint	1	E 70594	4	
BOLT, countersunk head, ball joint body	2	RE 3520	4	
BOLT, 3 BA, lever to countershaft	X. 8	K 3629/Z	1	
BOLT, 2 BA, pipe clip, short	X. 9	K 102/Z	5	
BOLT, 2 BA, pipe clip, long	X. 9	K 130/Z	2	
BOLT, .250" dia., 4 way junction	X.10	K 205/Z	1	
BRACKET, gear box to countershaft	3	E 78412	2	
BUSH, threaded, 4 way, junction	4	F 85053	4	
CLIP, pipe	5	RF 3549	7	
COUNTERSHAFT, frame	6	RE 5280	1	
COUNTERSHAFT, lever, gearbox assembly with 1 off ball pin, RE 3527	7	RE 5294	1	

GROUP 02. (Continued overleaf)

GROUP 02. CONTROLS AND PIPING (RC) (Continued)

JAW, countershaft, to pump ball rod (2 BA thread)	X.17	KB 1115	2	
JUNCTION, 4 way	8	F 85422	1	
LEVER, bellcrank, frame countershaft assembly, consisting of	9	RG 4545A	1	
Bush		RE 3541	1	
Lever		RE 4545	1	
Pin, ball end		RE 3527	2	
LEVER, gearbox, countershaft	10	E 55041	1	
NUT, ball joint body, locking bolt	11	RE 3667	4	
NUT, half, 3 BA, lever to countershaft retaining bolt	X.24	K 4304/Z	1	
NUT, half, 2 BA, pipe clips and pull rods	X.24	K 4307/Z	13	
NUT, half, .250" dia., 4 way junction	X.24	K 4310/Z	1	
NUT, half, .312" dia., frame countershaft	X.24	K 4313/Z	1	
PIN, bearing, pull rod jaw (when single headed pin is used)		KB 4507/Z	2	
PIN, bearing, pull rod jaw (when plain pin is used)	12	E 74949	2	
PIN, split, .062" dia., jaw bearing pin (when plain pin is used)	X.31	K 4601/Z	4	
PIN, split, .062" dia., jaw bearing pin (when single-headed pin is used)	X.31	K 4601/Z	2	
PIN, split, .092" dia., bellcrank lever to frame countershaft	X.31	K 4607/Z	1	
PIPE, .250" dia., X.20 SWG L.H.	13	RF 5063	1	H
PIPE, .250" dia., X.20 SWG L.H.		RF 8207	1	J
PIPE, .250" dia., X.20 SWG R.H.	14	RF 5141	1	
(when pipe runs along top flange of cruciform)				
PIPE, .250" dia., X.20 SWG R.H.		RF 8093	1	H
(when pipe runs along bottom flange of cruciform)				
PIPE, .250" dia., X.20 SWG R.H.		RF 8206	1	J
PIPE, flexible frame to pump	15	RF 3282	1	
PLUG, 4 way junction	16	RF 3337	1	
ROD, pull, bellcrank lever to steering column	17	RE 5290	1	
ROD, pull, countershaft to pump	18	RE 5292	1	
ROD, pull, gearbox countershaft to bellcrank lever	19	RE 5291	1	
SCREW, ball joint adjusting	20	E 78595	4	
SLEEVE, compression	21	F 85005	6	
TUBE, bearing, gearbox countershaft, assembly with 2 off bush RE 3536	22	RE 352A	1	
WASHER, plain, .312" dia., frame countershaft	X.85	K 4410/Z	1	
WASHER, plain, .500" dia., junction plug	X.83	KB 1080/Z	1	
WASHER, spring, 3 BA, lever to countershaft retaining bolt	X.87	K 9005/Z	1	
WASHER, spring, 2 BA, pipe clip	X.87	K 9006/Z	7	
WASHER, spring, .250" dia., 4 way junction	X.87	K 9008/Z	1	
WASHER, spring, .312" dia., frame countershaft	X.87	K 9009/Z	1	

GROUP 02A. CONTROLS AND PIPING (LC)

Comprising

BODY, ball joint	1	B	70594	3	
BOLT, .250" dia., 4 way junction	X.10	K	205/Z	1	
BOLT, countersunk head, ball joint body	2	RE	3520	3	
BOLT, 2 BA, pipe clips	X. 9	K	102/Z	5	
BOLT, 2 BA, pipe clips	X. 9	K	130/Z	2	
BOLT, 2,BA, bracket, front countershaft damper	X. 9	KA	101/Z	2	
BRACKET, front countershaft, damper	3	RF	6484	1	
BUSH, threaded, 4 way junction	4	F	85053	4	
CLIP, pressure piping	5	RF	3549	7	
JAW, rod, inter, damper	6	RE	10069	1	
JAW, .187" dia., rod, damper control	X.17	KB	1115/Z	1	
JUNCTION, 4 way	7	F	85422	1	
LEVER, assembly, front inter damper control complete with pin	8	RE	9932	1	
NUT, ball joint	9	RE	3667	3	
NUT, lock, 2 BA, rod, column to front counter- shaft	X.24	K	4307/Z	2	
NUT, lock, 2 BA, bracket, front countershaft damper	X.24	K	4307/Z	2	
NUT, lock, 2 BA, operating rod	X.24	K	4307/Z	2	
NUT, lock, 2 BA, damper control	X.24	K	4307/Z	1	
NUT, lock, 2 BA, pipe clips	X.24	K	4307/Z	7	
NUT, .250" dia., 4 way junction	X.24	K	4310/Z	1	
PIN, plain, .187" dia., front countershaft damper	X.28	KB	4517	1	
PIN, plain, .187" dia., operating rod	X.28	KB	4507/Z	1	
PIN, plain, .187" dia., rod damper control	X.28	KB	4507/Z	2	
PIN, plain, .312" dia., operating rod	X.28	KB	4559/Z	1	
PIN, split, .062" dia., front countershaft damper	X.31	K	4601/Z	1	
PIN, split, .062" dia., operating rod	X.31	K	4601/Z	1	
PIN, split, .062" dia., rod damper control	X.31	K	4601/Z	2	
PIN, split, .125" dia., operating rod	X.31	K	4643/Z	1	
PIPE, pressure, .250" dia., X.20 SWG LH.		RF	5063	1	H
PIPE, pressure, .250" dia., X.20 SWG LH	10	RF	8207	1	J
PIPE, pressure, .250" dia., X.20 SWG RH.		RF	8093	1	H
PIPE, pressure, .250" dia., X.20 SWG RH	11	RF	8206	1	J
PIPE, flexible frame to pump	12	RF	3282	1	
PLUG, 4 way junction	13	RF	3337	1	
ROD, column to front countershaft	14	RF	8220	1	
ROD, operating, inter rod	15	RE	10071	1	
ROD, damper, control	16	RE	8217	1	
SCREW, ball joint, adjusting	17	E	70595	3	
SLEEVE, compression	18	F	85005	4	
WASHER, spring, 2 BA, bracket, front countershaft	X.87	K	9006/Z	2	
WASHER, spring, 2 BA, pipe clips	X.87	K	9006/Z	7	
WASHER, spring, .250" dia., 4 way junction	X.87	K	9008/Z	1	
WASHER, adjusting bellcrank, .055" thick	19	RE	11394	1	A
WASHER, adjusting bellcrank, .070" thick		RE	11395		A
WASHER, adjusting bellcrank, .075" thick		RE	11396		A
WASHER, adjusting, bellcrank, .080" thick		RE	11397		A
WASHER, adjusting, bellcrank, .085" thick		RE	11398		A
WASHER, adjusting, bellcrank, .090" thick		RE	11399		A
WASHER, plain, .500" dia., junction plug	X.83	KB	1080	1	

GROUP 03. DAMPER, FRONT (2 off per chassis)

		RF.5986		H
Comprising		RF.7443		J
BOLT, .250" dia., lever to damper shaft	X.10	K 214/Z	1	
BOLT, .312" dia., outer lever	X.12	K 331/Z	1	
BOLT, .375" dia., inner lever	X.12	K 431/Z	1	
BOLT, .437" dia., casing to frame	1	RF 6170	2	
BOLT, .625" dia., rebound stop	X.15	K 611/Z	1	H
BOLT, .625" dia., rebound stop		RF 8202	1	J
BRACKET, tee-piece, brake piping (fitted to R.H. side assembly only)	2	RG 3267	1	
BUFFER, rubber, assembly	3	FB.4123	1	
CAP, valve spring	4	RF 505	2	M
CAP, valve spring		RF 8941	2	N
CASING, assembly, consisting of	5	RF 7958A	1	
Bush, bearing, main shaft, large		RF 514	1	
Bush, bearing, main shaft, small		RF 516	1	
Bush, valve seating (screw in type)		RF 4861	2	
Bush, valve seating (pressed in type - used on early cars only)		RF 3391	2	
Casing		RF 7958	1	
COVER, top	6	RF 3209	1	
GLAND, rubber, main shaft, large	7	RF 199	1	
GLAND, rubber, main shaft, small	8	RF 200	1	
JOINTING, top cover	9	RF 7199	1	
LEVER, L.H. rear or R.H. front	10	RF 6078	1	
LEVER, R.H. rear or L.H. front assembly, consisting of	11	RF 6169	1	H
Bolt, spherical seated		FB 4384	1	
Lever		RF 6079	1	
Nut, castellated, spherical seated		FB 4385	1	
Rocker		FB 4725	1	
Shaft		FB 4726	1	
LEVER, R.H. rear or L.H. front assembly. Parts are identical to above. Difference is in attitude of levers		RF 5321	1	J
LINK, rocker to piston	12	FB 3409	2	
NUT, full, .437" dia., frame bolt	X.21	K 4011/Z	2	
NUT, full, .625" dia., rebound stop	X.21	K 4014/Z	1	
NUT, half, .250" dia., damper shaft	X.24	K 4310/Z	1	
NUT, half, .312" dia., support bolt	X.24	K 4313/Z	1	
NUT, half, .375" dia., support and buffer retaining	X.24	K 4316/Z	2	
PIN, bearing, link to piston	13	FB 3420	2	
PIN, bearing, rocker to link (spherical)	14	FB 4727	2	
PIN, split, .093" dia., rocker nut	X.31	K 4608/Z	1	
PISTON	15	FB 4608	2	
PLATE, dished	16	FB 4163	2	
PLUG, filler, .625" dia.	X.27	KB 1063	1	
RING, spring, replenishing valve	17	FB 4161	2	
SCREW, hexagon head, 2 BA, top cover	X.54	KC 173/Z	6	
SPRING, valve pump	18	RF 5022	1	M
SPRING, valve pump		RF 8943	1	N

GROUP 03. (Continued overleaf)

GROUP 03. DAMPER, FRONT (Continued)

SPRING, valve, rebound		RF 5021	1	M
SPRING, valve, rebound		RF 8942	1	N
STOP, rebound	19	FB 4124	1	H
STOP, rebound		RF 7705	1	J
SUPPORT, buffer	20	RF 884	1	
VALVE, replenishing assembly, consisting of	21	FB 4609A	2	
Valve, replenishing		FB 4609	1	
Rivet, .093" dia.		KB 1807	1	
Plate, star spring		FB 3412	1	
VALVE, governing, with bleed hole	22	RF 4104	2	K
VALVE, governing, with bleed hole - bump		RF 8940	2	L
VALVE, governing, with bleed hole - rebound		RF 507	2	L
WASHER, adjusting, valve spring	23			BM
.025 thick RF 509		.100 thick RF 512		
.050 thick RF 510		.125 thick RF 513		
.075 thick RF 511				
WASHER, adjusting, valve spring				BN
.025 thick RF 8944		.100 thick RF 8947		
.050 thick RF 8945		.125 thick RF 8948		
.075 thick RF 8946				
WASHER, aluminium, 1.000" dia., valve cap	X.63	KB 1084	2	
WASHER, plain, frame bolt (2 off and 1 off R.H. assemblies)	24	RF 3276		
WASHER, plain, .625" dia., filler plug	X.83	KB 1081	1	
WASHER, plain, .625" dia., rebound stop	X.84	KB 3911/Z	1	H
WASHER, plain, .625" dia., damper feet	X.85	K 4425/Z	2	J
WASHER, plain, aluminium, top cover	X.83	KB 1075	1	
WASHER, spring, 2 BA, top cover	X.87	K 9006/Z	5	
WASHER, spring, .250" dia., damper shaft	X.87	K 9008/Z	1	
WASHER, spring, .312" dia., support bolt	X.87	K 9009/Z	1	
WASHER, spring, .375" dia., support bolt buffer screw	X.87	K 9010/Z	2	
WASHER, spring, .437" dia., frame bolt	X.87	K 9011/Z	2	
WASHER, spring, .625" dia., rebound stop	X.87	K 9014/Z	1	
WASHER, thrust, mainshaft, large	25	RF 515	1	
WASHER, thrust, mainshaft, small	26	RF 517	1	
WASHER, adjusting, rebound stop				
.104 thick RF 7901		.144 thick RF 7903		
.116 thick RF 7902		.160 thick RF 7904		

GROUP 04. DAMPER, REAR (2 off per chassis except handed items)

Comprising

BALL, steel, .250" dia., piston	1	RF 3176	4	
BELLOWS	2	F 85395	1	
BOLT, casing to frame	3	RF 4375	2	

GROUP 04. (Continued overleaf)

GROUP 04. DAMPER, REAR (Continued)

BOLT, coupling pistons	4	F 59285	2
BOLT, coupling pistons (.005 o/s)		RF 5841	2
BOLT, spherical seated, short lever	5	F 85055	1
BUFFER, rebound assembly	6	RF 7138	1
CASING, cylinder, L.H. assembly, consisting of	7	FW 1926/A	1
Bush, bearing, closed		FW 1897	1
Bush, bearing, open		F 61164	1
Casing		FW 1926	1
Insert, filler plug		F 86023	1
Plug, oil passages		RF 3322	2
Stud, 2BA/.250" dia., top cover		KB 3202/Z	4
Stud, .250" dia., gland cover		KB 353/Z	2
Stud, .312" dia., valve chamber		KB 408/Z	4
CASING, cylinder, R.H. assembly, or L.H. except Casing, FW 1927		FW 1927A	1
CHAMBER, valve, L.H. assembly, consisting of	8	RF 3947A	1
Chamber		RF 3947	1
Plug, drilled passage		RF 3258	1
Stud, 2 BA		KB 662/Z	4
CHAMBER, valve, R.H. assembly, as L.H. except Chamber, RF 3948		RF 3948A	1
CONNECTION, oil pipe to bellows cover	9	F 87393	1
COVER, bellows	10	FB 1157	1
COVER, gland	11	F 100883	1
COVER, top	12	F 85333	1
CYLINDER, bellows, to valve chambers	13	F 85394	1
DISC, expanding, piston	14	F 59279	2
GLAND, main pivot	15	F 89727	1
HOUSING, replenishing valve in piston	16	RF 3951	2
JOINT, chamber to casing	17	F 60235	1
JOINT, gland cover	18	F 100885	1
JOINT, top cover	19	F 75074	1
JOINT, cylinder to bellows	20	F 100989	3
LEVER, main, long, L.H. with Silentbloc bush E.11124, 1 off	21	FB 4643A	1
LEVER, main, long, R.H. with Silentbloc bush E.11124, 1 off		FB 4642A	1
LEVER, short, inside casing	22	F 85054	1
NUT, cap, bellows cover	23	F 85398	1
NUT, full, 2 BA, valve chamber to casing	X.21	K 4006/Z	4
NUT, full, .312" dia., valve chamber	24	RF 3267	4
NUT, half, 2 BA, top cover	X.24	K 4307/Z	4
NUT, half, .250" dia., buffer screw (1) Glass cover (2)	X.24	K 4310/Z	3
NUT, half, .500" dia., frame bolt	X.24	K 4322/Z	2
NUT, oil pipe connection	25	F 85003	1
NUT, slotted, piston coupling bolt	26	F 59282	2
NUT, spherical seated, lever	27	F 100882	1
PACKING, frame bolt, .025 thick	28	FB 4326	A
PAD, pressure	29	F 59290	2
PIN, split, .093" dia., short lever	X.31	K 4608/Z	1
PIN, taper, .125" dia., spring retaining	X.32	K 4801/Z	4

GROUP 04. (Continued overleaf)

GROUP 04. DAMPER, REAR (Continued)

PLUG, end, .625" dia., casing	X.27	KB 1062/Z	1
PLUG, oil filler, .437" dia.	X.27	KB 1058/Z	1
PLUG, air release, bellows cover	30	F 3265	1
PISTON, bump and rebound (pair of)	31	RF 3950	1
PISTON, bump and rebound (pair of) .005 o/s bolt holes		RF 5840	1
RING, gland retaining	32	F 61303	1
RING, pressure gland	33	F 85334	1
SLEEVE	34	F 85005	1
SPRING, bellows to chamber	35	F 85594	1
SPRING, gland	36	F 61163	1
SPRING, piston coupling bolt	37	F 59278	2
SPRING, replenishing valve	38	F 59286	4
STOP, rebound, L.H.	39	RF 4295	1
STOP, rebound, R.H.	40	RF 4394	1
VALVE, riding control assembly	41	FB 4907	1
VALVE, (HP) outer		F 85592	2
WASHER, adjusting bellows	42		1
.005 thick F 85602		.020 thick F 85605	
.010 thick F 85603		.025 thick F 85606	
.015 thick F 85604			
WASHER, adjusting cap			
.032 thick F 85399		.064 thick F 85402	
.040 thick F 85400		.072 thick F 85403	
.056 thick F 85401			
WASHER, adjusting main lever	44		1
.050 thick FW 1898		.056 thick FW 1901	
.052 thick FW 1899		.058 thick FW 1902	
.054 thick FW 1900			
WASHER, adjusting valve	45		1
.035 thick F 85595		.050 thick F 85598	
.040 thick F 85596		.055 thick F 85599	
.045 thick F 85597			
WASHER, air release plug	.46	RF 3264	1
WASHER, aluminium, connection and filler plug	X.83	KB 1079	2
WASHER, aluminium, end plug	X.83	KB 1081	1
WASHER, spring, 2 BA, end cover	X.87	K 9006/Z	4
WASHER, spring, 2 BA, top cover	X.87	K 9006/Z	4
WASHER, spring, .250" dia., buffer screw	X.87	K 9008/Z	1
WASHER, Grover, .312" dia.	X.81	K 4509/Z	4
WASHER, spring, .250" dia., gland cover	X.87	K 9008/Z	2
WASHER, spring, .500" dia., frame bolt	X.87	K 9012/Z	2

GROUP 05. SPRING ROAD, REAR (2 off per chassis except handed items)

Comprising

BOLT, .250" dia., outer shackle	X.10	K 213/Z	2
BUSH, rear shackle	1	FB 4332	1

GROUP 05. (Continued overleaf)

GROUP 0.5 SPRING, ROAD, REAR (Continued)

CONNECTION, oil	2	RF.8308	1	
GAITER, front, with felt	3	FB.4928	1	
GAITER, rear, with felt	4	FB.4929	1	
NUT, castellated, .625" dia., front anchors	X.20	KB.3601/Z	1	
NUT, half, .250" dia., outer shackle	X.24	K.4310/Z	2	
NUT, half, .312" dia., shackle stud	X.24	K.4313/Z	1	
PIECE, distance, inner to outer shackle	5	FB.4544	1	
PIN, shackle, front	6	FB.5242	1	
PIN, shackle, upper and lower, assembly with 1 off plug, FB. 5259	7	FB.5257A	2	
PIN, split, .125" dia., front anchor	X.31	K.4615/Z	1	
SHACKLE, inner, L.H. assembly with 1 off stud, RF.5258	8	RF.5095	1	O
SHACKLE, inner, L.H. assembly, with 1 off stud, RF.5258		RF.7818	1	P
SHACKLE, inner, R.H. assembly, with 1 off stud, RF.5258		RF.5094	1	O
SHACKLE, inner, R.H. assembly, with 1 off stud, RF.5258		RF.7817	1	P
SHACKLE, outer	9	FB.4900	1	
SPRING, assembly, including	10	See chart below		
Bolt, centre, 2.850 shank length		FB.661	1	A
Bolt, centre, 2.700 shank length		FB.660	1	A
Bolt, .250" dia., spring clip		K.226/Z	4	
Bush, front anchor		FB.4095	1	
Bush, rear shackle		FB.4332	1	
Label		F.82323	1	
Nut, .312" dia., centre bolt		K.4009/Z	1	
Nut, half, .250" dia., spring clip		K.4310/Z	4	
Piece, distance, spring clip		F.100122	4	
Pin, taper, front eye		RF.7178	1	
Plate, poundage		F.56984	2	
Screw, bush locating		FB.4096	2	
Tube, oil feed, front		F.58635	1	
Tube, oil feed, rear (.1562" dia.)		RF.7185	1	
Tube, oil feed, rear (.1875" dia.)		F.56848	1	
Washer, Grover, .312" dia., centre bolt		K.4509	1	
Washer, Spring, .250" dia., spring clip		K.9008/Z	4	
WASHER, oil retaining, front anchor, inner, large	11	FW.1694	1	
WASHER, oil retaining, front anchor, outer, small	12	FB.4188	1	
WASHER, oil retaining, rear shackle, inner, small	13	FB.3941	2	
WASHER, oil retaining, rear shackle, outer, large	14	FB.3940	2	
WASHER, plain, .626" dia., front anchor	X.84	KB.3911/Z	1	
WASHER, spring, .250" dia., outer shackle	X.87	K.9008/Z	2	
WASHER, spring, .312" dia., shackle stud	X.87	K.9009/Z	1	

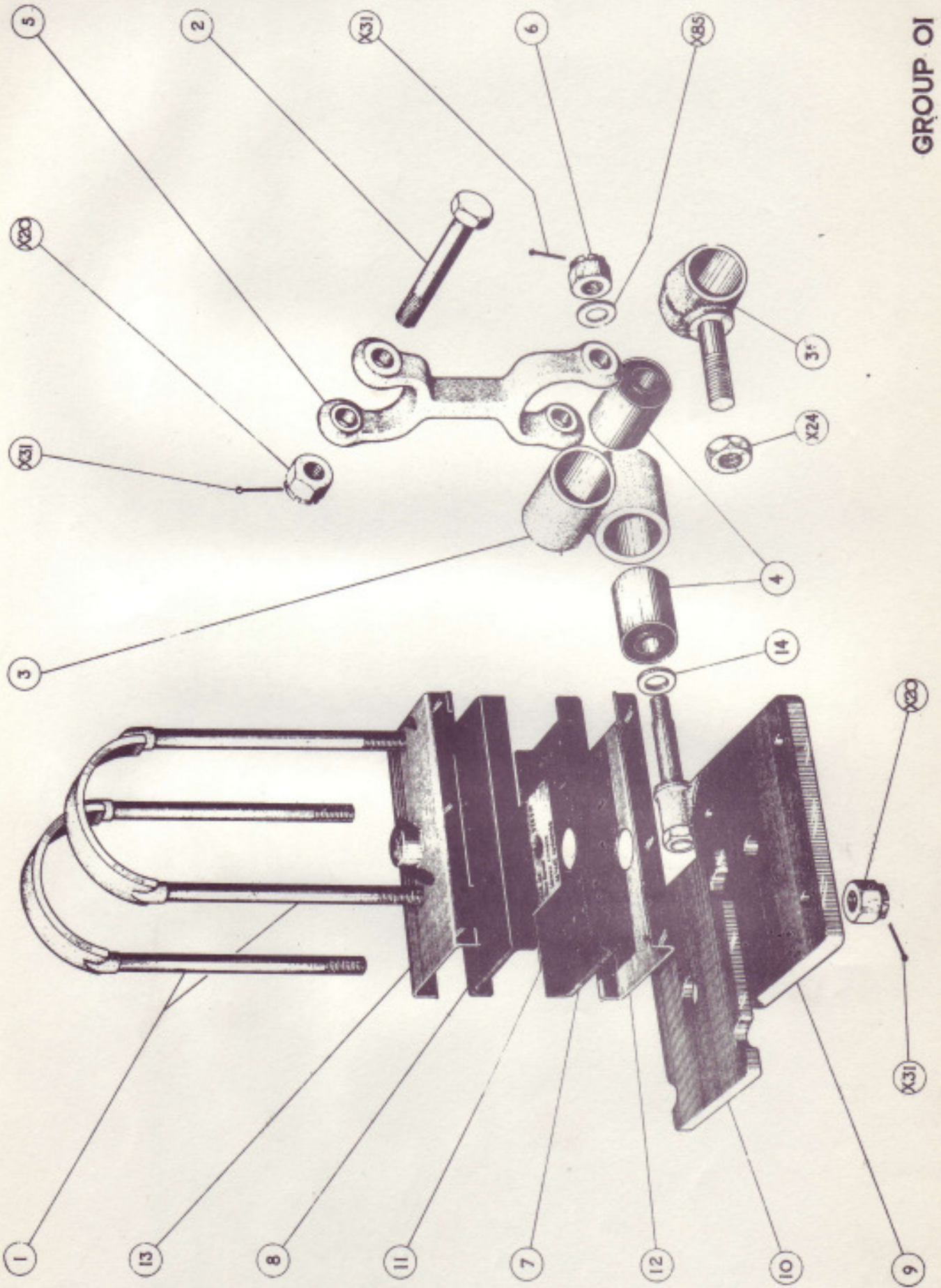
Lbs. Assembly No.

1050 RF.8541
1100 RF.8542
1150 RF.8533
1200 RF.8544

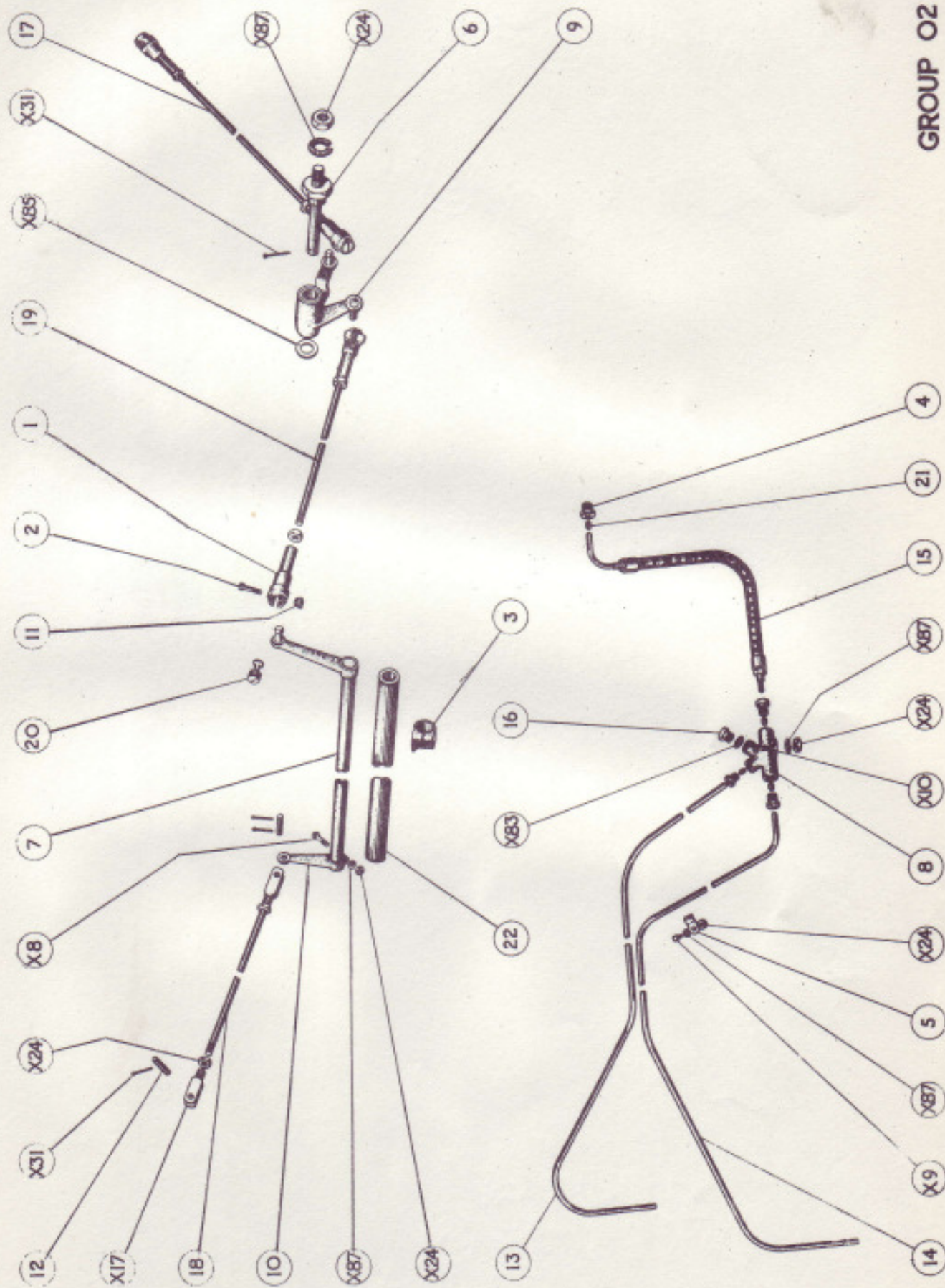
Lbs. Assembly No.

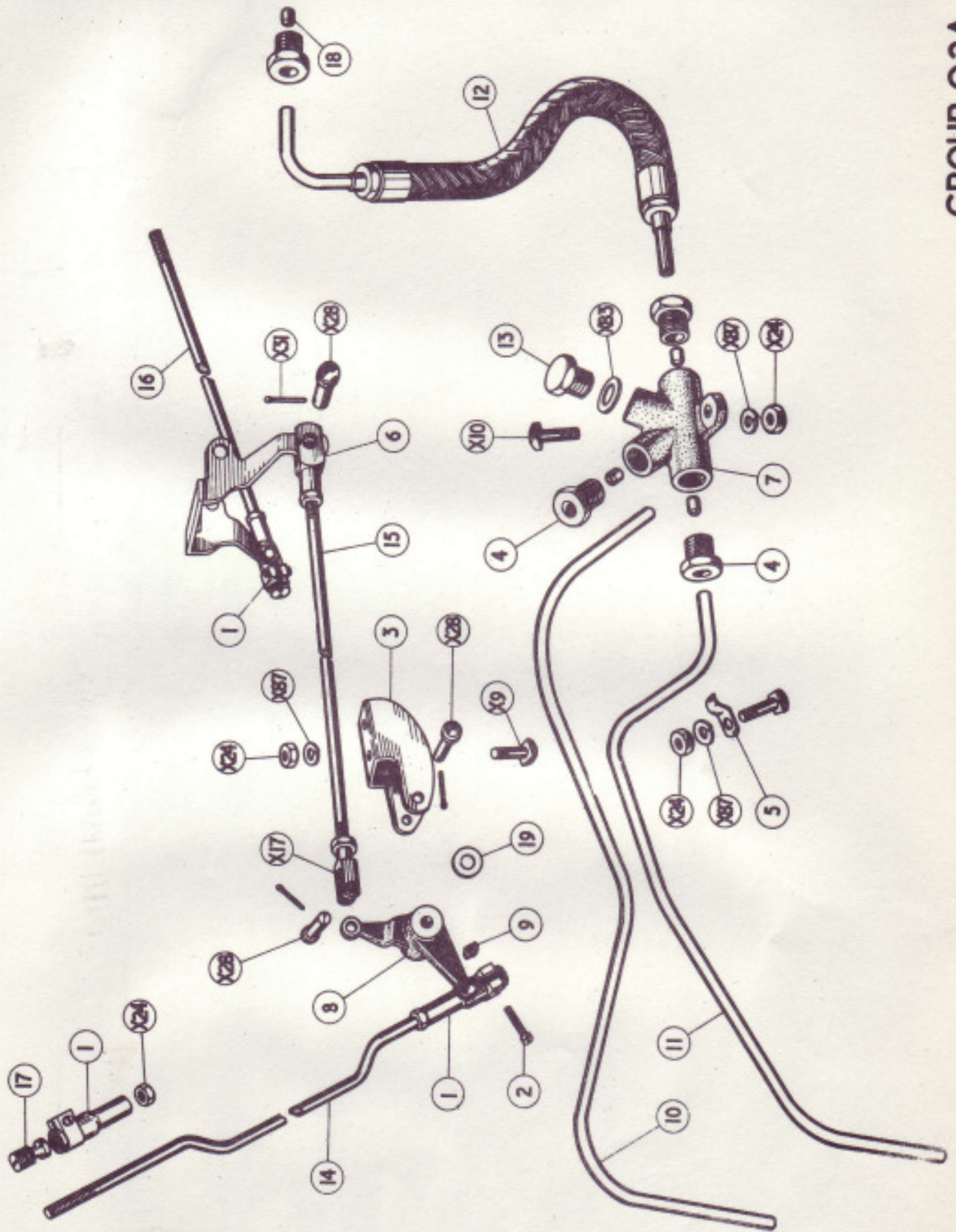
1250 RF.8545
1300 RF.8546
1400 RF.6704

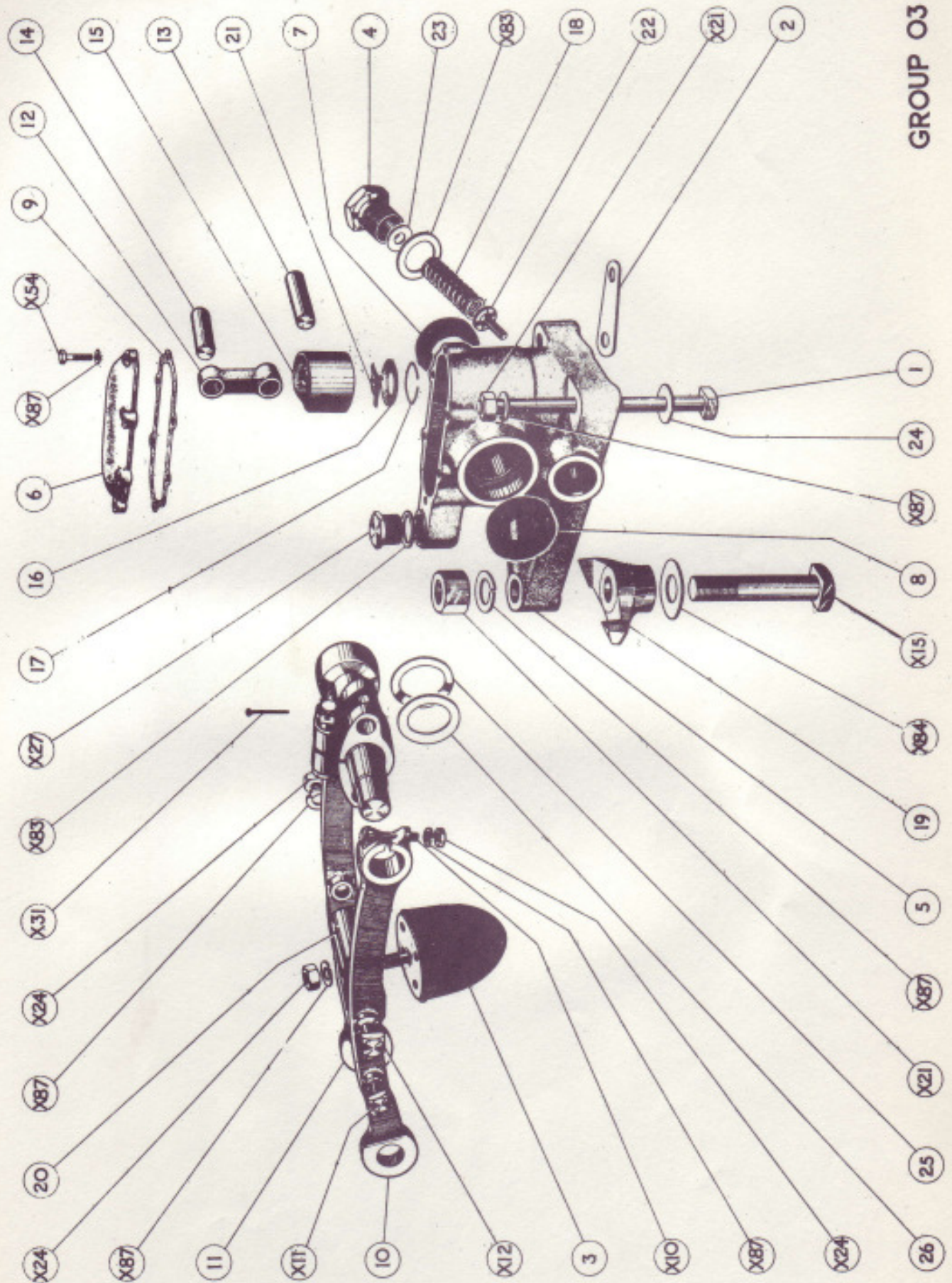
GROUP 01



GROUP O2

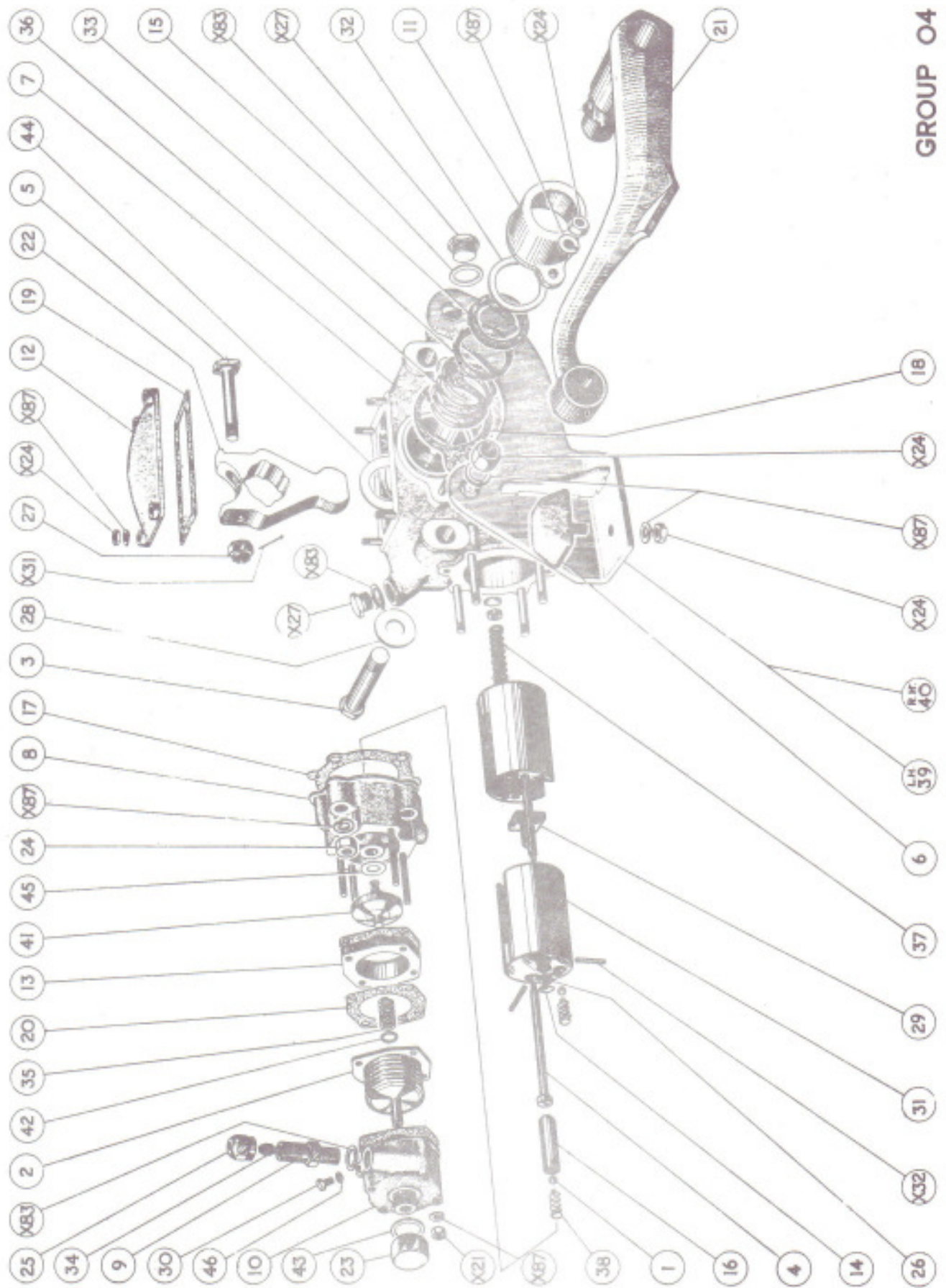




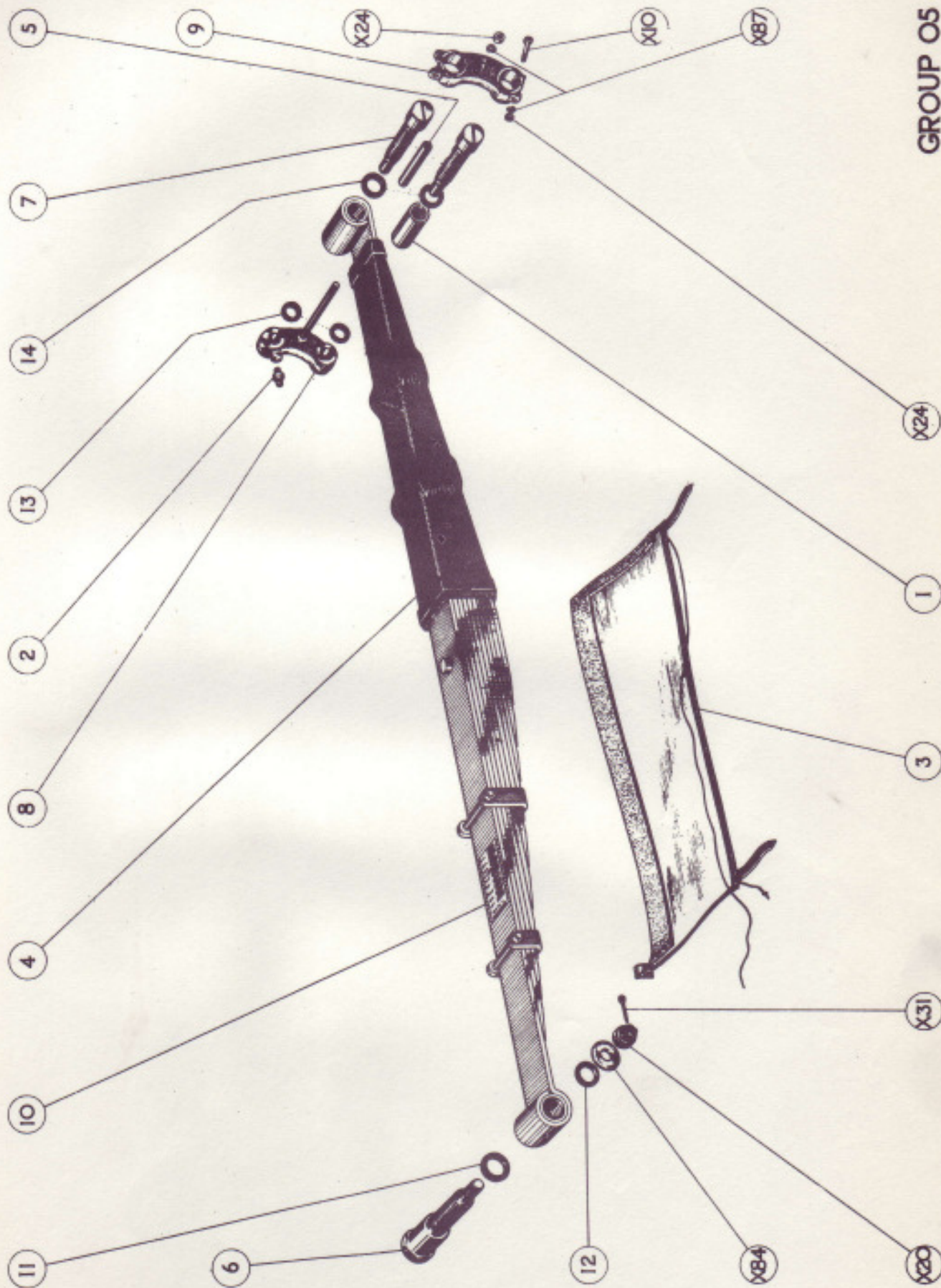


GROUP O3





GROUP O4



GROUP O5

